


City of Mineola, Texas
Quarterly Investment Report
Quarter Ending June 30, 2023

Portfolio	3/31/2023	6/30/2023
	Value	Value
Cash	\$ 4,894,384.79	\$ 2,924,323.37
Investment Pools	\$ 6,138,807.41	\$ 7,448,709.84
Certificates of Deposit	\$ 600,000.00	\$ 606,427.40
Total Investments	\$ 11,633,192.20	\$ 10,979,460.61

Interest Earned YTD	\$ 261,847.37
Interest Earned YTD 2022	\$ 19,941.25
Weighted Average Yield	3.61%
Weighted Average Maturity	18.77

The above investment was made in accordance with the City of Mineola Investment Policy.

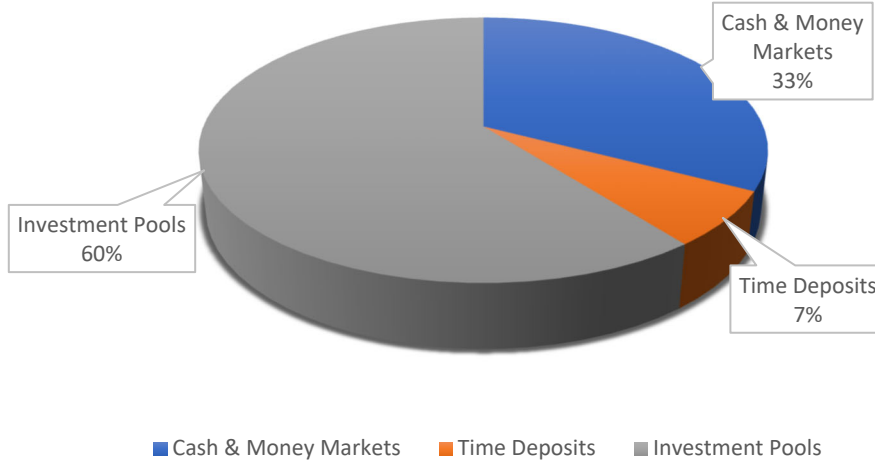

 _____ 7/21/2023
 Cindy Karch Date
 Finance Director


 _____ 7/21/2023
 Mercy Rushing Date
 City Manager

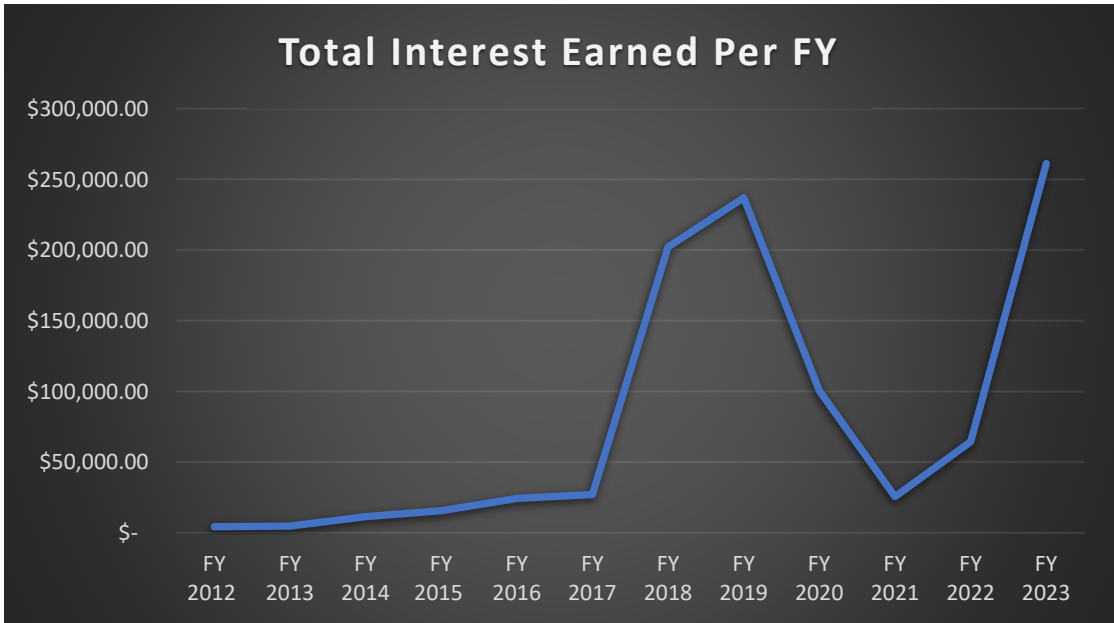
City of Mineola, Texas
Cash and Investment Summary
For Quarter Ending June 30, 2023

Description	Investment	Yield	Purchase Date	Maturity Date	Days to Maturity	Shares Purchased	Market Value 6/30/2023	Interest this Quarter	% of Total Portfolio
Consolidated Funds									
Certificate of Deposit	City National Bank	4.32%	3/22/2023	3/22/2024	366		\$ 606,427.40	\$ 6,427.40	5%
Consolidated Funds	LOGIC	5.26%	6/30/2023	6/30/2023	0		\$ 1,011,642.02	\$ 21,806.36	8%
Consolidated Funds	TexPool Prime	5.30%	6/30/2023	6/30/2023	0		\$ 5,425,369.90	\$ 76,223.69	45%
Mineola EDC	TexPool Prime	5.30%	6/30/2023	6/30/2023	0		\$ 1,011,697.92	\$ 11,697.92	8%
TOTAL		5.05%					\$ 9,055,137.24	\$ 116,155.37	76%
Cash Accounts									
Consolidated Cash	City National Bank	0.45%		6/30/2023	1		\$ 530,753.83	\$ 672.71	4%
Grant Fund (ARPA)	City National Bank	0.40%		6/30/2023	1		\$ 547,454.89	\$ 655.66	5%
Police Drug Seizure Fund	City National Bank	0.45%		6/30/2023	1		\$ 16,251.27	\$ 18.22	0%
Mineola EDC	City National Bank	0.30%		6/30/2023	1		\$ 437,772.93	\$ 384.34	4%
Investment Acct	City National Bank	0.45%		6/30/2023	1		\$ 1,382,090.45	\$ 1,144.70	12%
Master Clearing	City National Bank	0		6/30/2023	1		\$ 10,000.00		0%
TOTAL		0.34%					\$ 2,924,323.37	\$ 2,875.63	24%
Total Cash and Investments		1.88%					\$ 11,979,460.61	\$ 119,031.00	100%

Investment Summary



Total Interest Earned Per FY



Total Portfolio Balance Per Quarter

